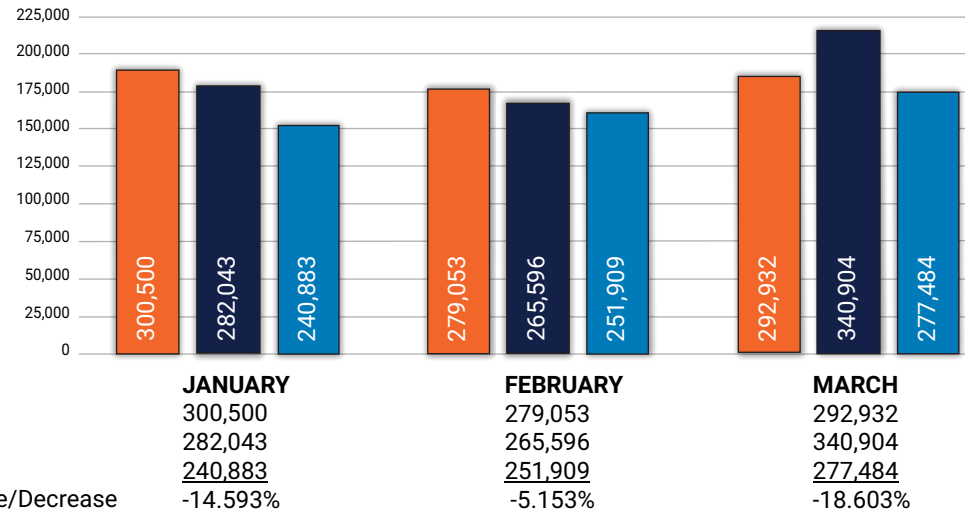


MARICOPA COUNTY PARKS & RECREATION DEPT.
JANUARY - MARCH 2024 - WEBSITE ANALYTICS



PAGE VIEWS - MONTHLY TOTALS - 770,276



**TOP FIVE PAGE VIEWS
 JANUARY THROUGH MARCH**

JANUARY

- White Tank home page 13,886
- Maps 12,808
- Lake Pleasant home pg. 12,556
- Home page 12,406
- Usery Mtn. home page 11,631
- McDowell Mtn. home pg. 9,407
- Fees 8,363
- Cave Creek home pg. 8,170
- Lake Pleasant camping 8,120
- Things to Do 6,065

FEBRUARY

- Lake Pleasant home pg. 16,403
- White Tank home page 14,290
- Maps 13,299
- Usery Mtn. home page 12,786
- Home page 12,640
- McDowell home page 9,629
- Lake Pleasant camping 8,856
- Cave Creek home page 8,756
- Fees 8,679
- Things to Do 6,517

MARCH

- Lake Pleasant home pg. 20,037
- White Tank home page 15,345
- Maps 14,310
- Home page 14,672
- Usery Mtn. home page 12,017
- Lake Pleasant camping 10,262
- McDowell Mtn. home pg. 9,791
- Cave Creek home pg. 9,422
- Fees 9,378
- Things to Do 7,488

POSSIBLE REASONS FOR DECREASE: Between January/March 2024, the EVENTS (36,108 vs. 45,467) and PARK UPDATES (15,070 vs. 21,107) pages were visited less than in 2023. Overall, these two pages contributed to a decrease of 15,396 visits to the site.



**ENGAGEMENT
 2.3M TOTAL EVENTS**

JANUARY

- Page View 240,883
- User Engagement 164,649
- Session Start 100,656
- Scroll 76,496
- First Visit 65,321
- Click 43,789
- File Download 15,474
- View Search Results 884
- Contact Us 25

FEBRUARY

- Page View 251,909
- User Engagement 171,475
- Session Start 105,650
- Scroll 79,317
- First Visit 69,001
- Click 46,871
- File Download 15,243
- View Search Results 932
- Contact Us 31

MARCH

- Page View 277,848
- User Engagement 189,397
- Session Start 117,440
- Scroll 85,193
- First Visit 78,108
- Click 48,707
- File Download 15,432
- View Search Results 924
- Contact Us 50



**GEOGRAPHY
 USER LOCATION**

TOP COUNTRY

- United States 209,733

TOP FIVE CITIES

- Phoenix 59,228
- Tempe 14,461
- System not set 14,229
- Los Angeles 7,848
- Mesa 6,012



**TECHNOLOGY
 DEVICE/
 NETWORK**

DEVICE OVERVIEW

- Mobile 139,430
- Desktop 70,202
- Tablet 6,048

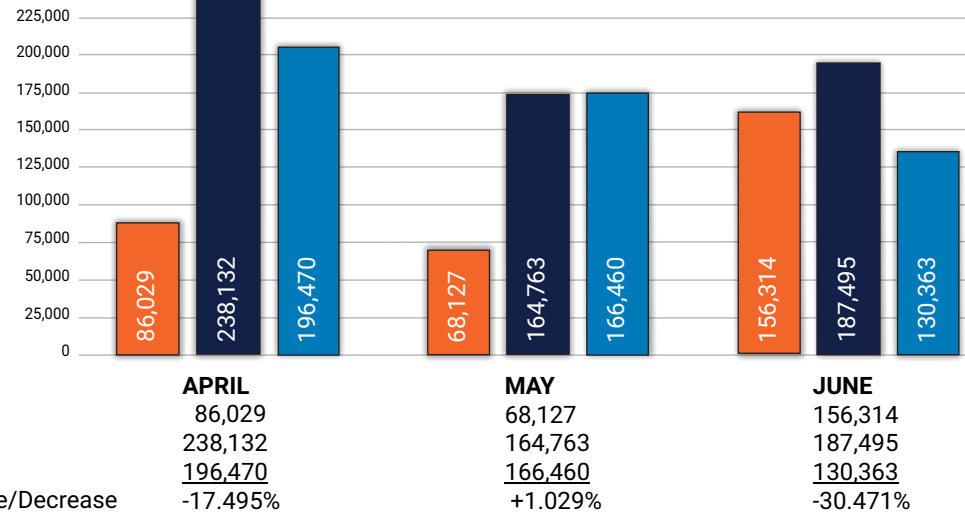
TOP FIVE BROWSERS

- Safari 113,700
- Chrome 81,859
- Edge 11,134
- Firefox 3,756
- Samsung Internet 2,383

APRIL- JUNE 2024 - WEBSITE ANALYTICS



PAGE VIEWS - MONTHLY TOTALS - 493,293



TOP FIVE PAGE VIEWS APRIL THROUGH JUNE

APRIL

- Lake Pleasant home pg 17,698
- Home page 10,465
- Maps 9,195
- White Tank home page 9,082
- Events 8,713
- Lake Pleasant camping 8,342
- Fees 7,055
- Usery Mtn. home page 6,710
- Cave Creek home pg. 5,958
- McDowell Mtn. home pg. 5,883

MAY

- Lake Pleasant home pg. 20,786
- Home page 8,742
- Lake Pleasant camping 7,619
- Event 7,393
- Maps 5,799
- Fees 5,764
- White Tank home page 5,288
- Usery Mtn. home page 4,982
- Annual Pass 4,809
- Things to Do 4,257

JUNE

- Lake Pleasant home pg. 17,497
- Home page 7,115
- Lake Pleasant camping 6,573
- Events 6,364
- Fees 4,813
- Maps 4,151
- Annual Pass 3,882
- Things to Do 3,755
- White Tank home page 3,440
- Usery Mountain home pg. 3,241



ENGAGEMENT 1,463,450 TOTAL EVENTS

APRIL

- Page View 196,470
- User Engagement 133,574
- Session Start 87,585
- Scroll 59,979
- First Visit 59,411
- Click 32,999
- File Download 11,132
- View Search Results 658
- Contact Us Submission 33

MAY

- Page View 166,460
- User Engagement 111,779
- Session Start 76,835
- First Visit 52,769
- Scroll 48,662
- Click 26,450
- File Download 8,074
- View Search Results 465
- Contact Us Submission 31

JUNE

- Page View 130,363
- User Engagement 89,278
- Session Start 62,667
- Scroll 44,218
- First Visit 37,690
- Click 19,912
- File Download 5,442
- View Search Results 417
- Contact Us Submission 23



GEOGRAPHY USER LOCATION

TOP COUNTRY

- United States 157,291

TOP FIVE CITIES

- Phoenix 42,826
- No city identified 11,148
- Tempe 10,223
- Los Angeles 5,289
- Mesa 3,656




TECHNOLOGY DEVICE/ NETWORK

DEVICE OVERVIEW


- Mobile 109,717
- Desktop 47,961
- Tablet 3,247

TOP FIVE OPERATING SYSTEMS

- Safari 82,553
- Chrome 62,607
- Edge 8,196
- Firefox 2,795
- Samsung Internet 1,877



MARICOPA COUNTY PARKS & RECREATION DEPT.
WEBSITE ANALYTICS – TERMINOLOGY



EVENT GLOSSARY FOR THE ENGAGEMENT SECTION:

- **CLICK:** Each time a user clicks a link that leads away from the current domain. By default, outbound click events will occur for all links leading away from the current domain. Links to domains configured for cross-domain measurement will not trigger outbound click events.
- **FILE DOWNLOAD:** When a user clicks a link leading to a file (with a common file extension) of the following types: document; text; executable; presentation; compressed file; video; or audio.
- **FIRST VISIT:** The first time a user visits a website or launches an Android instant app with Analytics enabled
- **PAGE VIEWS:** Each time the page loads or the active site changes the browser history state.
- **SCROLL:** When a screen transition occurs, and any of the following criteria are met:
 - a) No screen was previously set
 - b) The new screen name differs from the previous screen name
 - c) The new screen-class name differs from the previous screen-class name
 - d) The new screen id differs from the previous screen id

- **SESSION START:** Session start: a session initiates when a user either opens your app in the foreground or views a page or screen and no session is currently active (e.g. their previous session has timed out). By default, a session ends (times out) after 30 minutes of user inactivity. There is no limit to how long a session can last.
- **SESSION ID:** This is a timestamp of when a session began. The session number identifies the number of sessions that a user has started up to the current session (e.g., a user's third or fifth session on your site).
- **USER ENGAGEMENT:** When the app is in the foreground or the webpage is in focus for at least one second.
- **VIEW SEARCH RESULTS:** each time a user performs a site search, indicated by the presence of a URL query parameter.
- **CONTACT US SUBMISSION:** The user submits a request through the website to the developer.

ABOUT US: Our pristine Sonoran Desert park system includes the following parks:

1. Adobe Dam Regional Park
2. Buckeye Hills Regional Park
3. Cave Creek Regional Park
4. Estrella Mountain Regional Park
5. Hassayampa River Preserve
6. Lake Pleasant Regional Park
Desert Outdoor Center - Entry to this facility is restricted to reservations only, except for designated public events including guided hikes along the barrier-free trail.
7. McDowell Mountain Regional Park
8. San Tan Mountain Regional Park
9. Spur Cross Ranch Conservation Area
10. Utery Mountain Regional Park
11. Vulture Mountains Recreation Area
12. White Tank Mountain Regional Park