

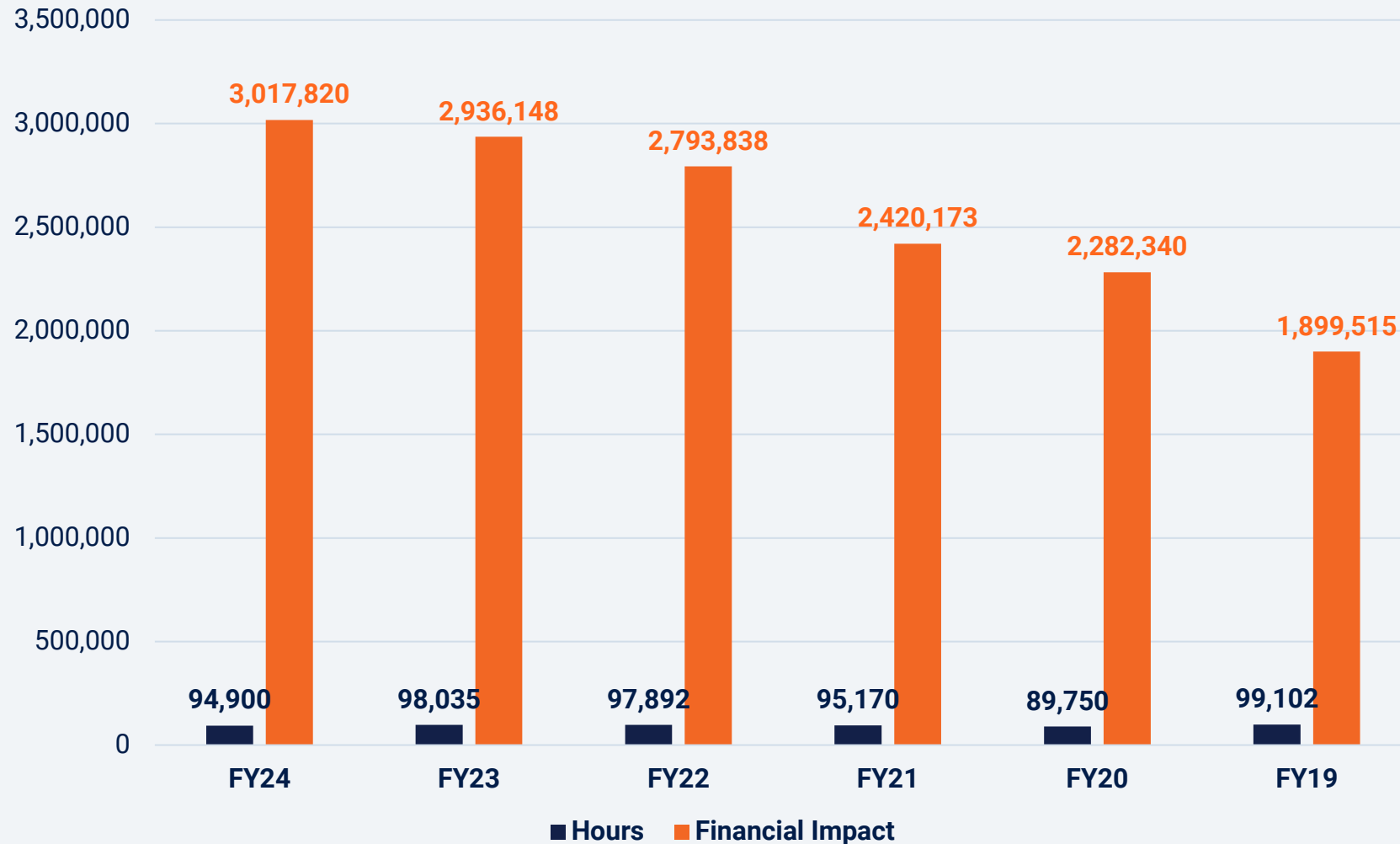


Volunteer Program



Volunteer Statistics

VOLUNTEER HOURS AND FINANCIAL IMPACT



Contributing Factors

Why did volunteer hours go down?

- Roadrunner Campground (Lake Pleasant Closure) first half of the season
- 2 host sites (300 hours a month X 4 months = 1,200 hours)
- Numerous hosts canceled right before the season started (Medical, family emergencies, desire to travel)
- Resulted in limited time to recruit replacement Park Hosts
- Competition with “Work Campers” who are paid for their services

Changes in Park Host Recruitment

For FY24

- Started recruitment in April for the fall/winter season
- Advertised on social media and message boards for campers
- Maintaining a “Standby” list in case of last-minute cancelations
- Parks started their Park Host interviews earlier in the off-season
- Most parks currently have a full complement of host for the upcoming season.

Core Volunteer Hours

Park Host, Community Volunteers

- FY24 – 86,816 hours
- FY23 – 90,813 hours



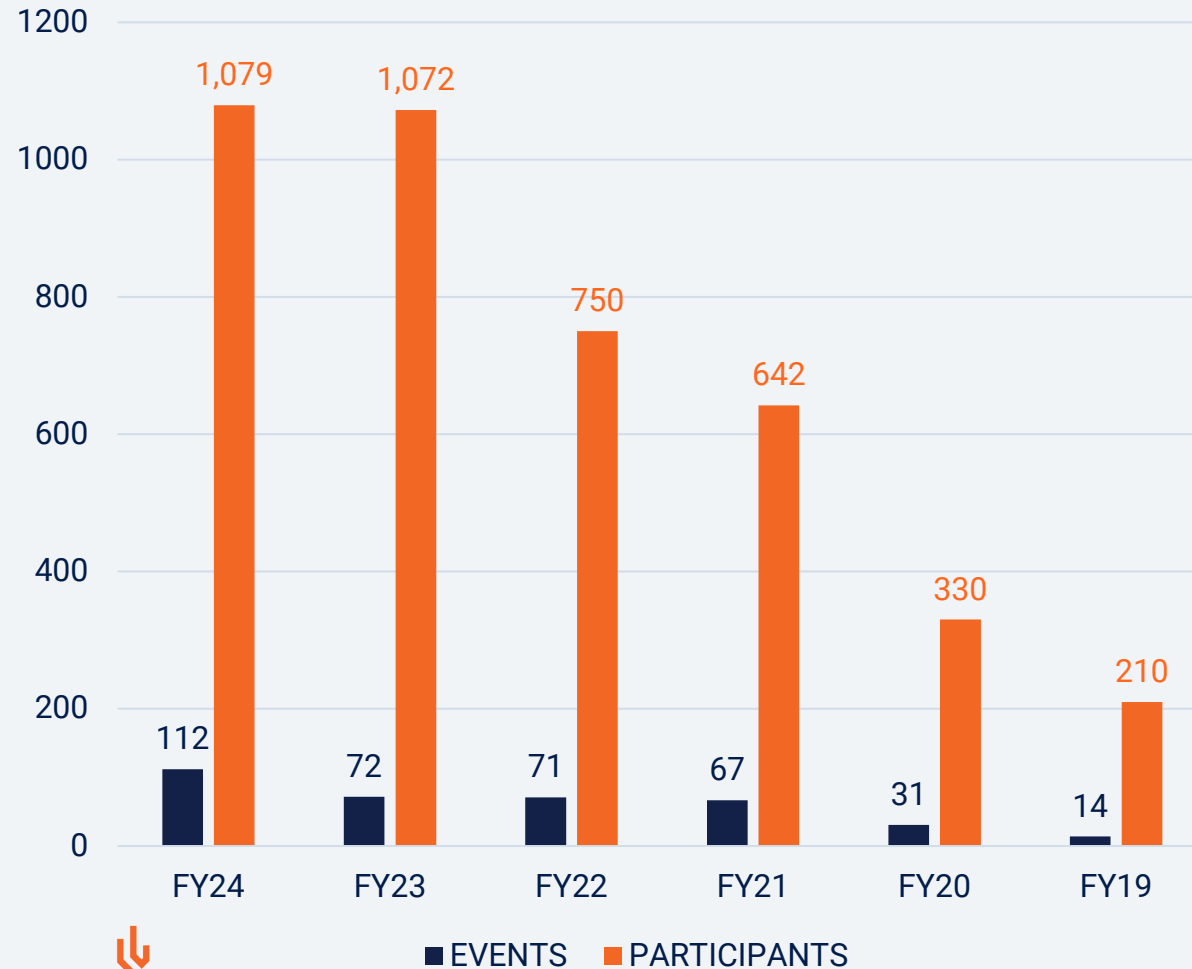
Service Volunteers



- Completed 8,088 hours in FY24
- Litter Clean-ups
- Helps at Desert Defender projects
- Painting, Weeding, Raking
- Trail Maintenance
- Public Service Events
- Private Volunteer Events

Service Volunteer Statistics

SERVICE EVENTS



Service Volunteer Events

Public/Private Projects and Volunteer 13K

- Location of Service Events (Includes Desert Defenders):
- Cave Creek - 17
- DOC - 1
- Estrella - 20
- Hassayampa - 4
- Lake Pleasant - 18
- McDowell - 3
- Spur Cross - 5
- Usery – 20
- White Tank - 43



Community Partners

Corporate

- Cox Communications
- American Express
- Intel
- Amazon
- USAA Insurance
- Green Worldwide Shipping

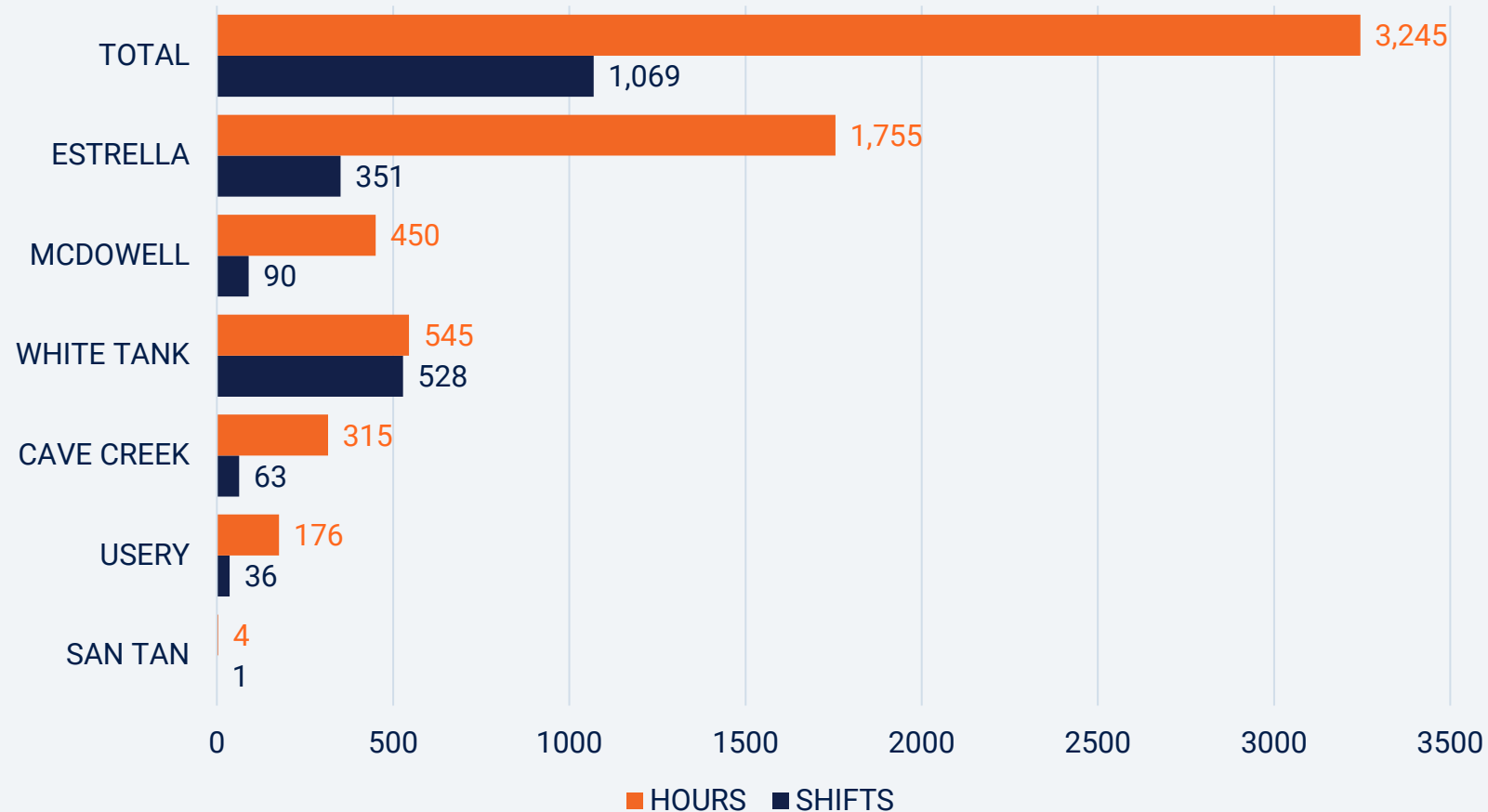
Public

- Boys Scouts of America
- Just Serve - LDS Church
- Ocean Conservancy
- Luke Air Force Base
- Arizona State University
- Deer Valley and Peoria School Districts

Community Restitution Program

FY24 - Individuals currently on Probation with Maricopa County Superior Court

SHIFTS & HOURS



Thank you

